



# REBEL PROFILE



Compact 500W IP65 Framing Profile Fixture

**PRELIMINARY DATA SHEET**



## KEY FEATURES

IP65 for temporary outdoor applications

Peak field 500W 6,500K White LED Engine

Up to 22000 Total Lumens Fixture Output

CMY Color Mixing and Variable CTO

7-Position Color Wheel with dual High CRI Filters

Comprehensive Visual FX System featuring Rotating and Fixed Gobo Wheel, Animation, Iris, Dual Prism, Dual Frost

Indexable Full Blackout Framing System

Wide Zoom Range from 3.5° to 51°

The **REBEL Profile™** is a powerful compact IP65-rated LED profile fixture with high intensity beams and impressive projection for many interior and exterior applications.

Projecting up to 22000 lumens output from the Peak Field 500W 6,500K LED engine, the **REBEL Profile™** is the ideal work horse luminaire providing intense output, narrow, sharp powerful beams and impressive projection and mid air FX. **REBEL Profile™** offers the designer a comprehensive graphics package with 15 glass gobos, full animation wheel, overlapping dual prisms, dual frost and a high-speed iris. Its indexable framing system allows full-blackout shutter cuts for optimum beam shape control.

With a fast zoom range from 3.5° to 51° out of a compact fixture design, the **REBEL Profile™** has the complete feature set for a wide variety of shows and events. Fully sealed from dust and water, it is a flexible fixture ready to perform in short-term outdoor applications or any indoor environment.





# REBEL PROFILE




Compact 500W IP65 Framing Profile Fixture

COLORS / GOBOS / PRISMS / ANIMATION


## ROTATING GOBOS



## FIXED GOBOS



## COLORS



Red

Yellow

Green

Quad

High CRI 80

High CRI 90

Blue


## PRISMS



4 Facet

6 Facet Linear

## ANIMATION WHEEL



## ORDERING INFORMATION

SKU (US)	SKU (EU)	ITEM
REB001	TBD	Elation Rebel Profile
TBD	TBD	Elation Rebel Profile FIL
TOU027	TBD	Tour Link, 5pin, 10 ft, Tour Grade DMX Data Cable (other lengths available)





# REBEL PROFILE



Compact 500W IP65 Framing Profile Fixture

## SPECIFICATIONS

### SOURCE

500W 6,500K Bright White Peak Field LED Engine

20,000 Hour Average LED Life\*

\*Test lab conditions. May vary depending on several factors including but not limited to: Environmental Conditions, Power/Voltage, Usage Patterns (On-Off Cycling), Control, and Dimming.

### PHOTOMETRIC DATA

22000 Total Lumen Fixture Output  
CRI 70+ (80 or 90 with HCRI Filter)

2:1 Hotspot Ratio

Zoom Range 3.5° - 51°

Beam Angle

Field Angle

### EFFECTS

Motorized Zoom

4 Rotating Full Blackout Framing Blades

+/-60° Framing Module Index

Full 360° Bi-Directional Animation Wheel

4-Facet Round and 6 Facet Linear Rotating Prisms

2 Variable Frost Filters (Light and Wash)

Motorized Iris with Variable Pulse Effects

Variable 16-bit Dimming Curves

High Speed Electronic Shutter and Strobe

DMX Controllable LED Refresh Rate

Pan Angle: 540°

Tilt Angle: 270°

Continuous 360° Pan Rotation

### COLOR

CMY Color Mixing

Linear CTO Color Correction (2400K)

7 Dichroic Colors, including CRI 80, CRI 90 & UV

### GOBOS

2 Gobo Wheels

7 Rotating Glass Gobos

8 Static Glass Gobos

### CONTROL / CONNECTIONS

2 DMX Channel Modes

DMX, RDM, Art-NET, sACN Protocol Support

(5) Button Touch Control Panel

Full Color 180° Reversible LCD Menu Display

Hibernation Mode (Power Save)

IP65 Locking 5pin XLR Connector In/Out

IP65 Locking RJ45 Ethernet Connector In/Out

IP65 Locking Power Connector In

### SIZE / WEIGHT

Length: 15.65 in (398mm)

Width: 11.06 in (281mm)

Height: 26.2 in (666mm)

Center-to-Center Spacing in (mm)

Weight: 66 lbs. (29.9 kg)

### ELECTRICAL

AC 100-240V 50/60Hz

Max Power Consumption 1026W

-4° to 113°F (-20°C to 45°C)

3509 BTU/hr (+/- 10%)

### INCLUDED ITEMS

Omega Brackets (x2)

Safety Cable

IP65 Rated Locking Power Cable

### APPROVALS / RATINGS

CE | cETLus | FCC | UKCA | IP65



Specifications are subject to change without notice ©Elation Professional 11/12/2024

Elation Professional USA | 6122 S. Eastern Ave. | Los Angeles, CA. 90040  
323-582-3322 | 323-832-9142 fax | www.elationlighting.com | info@elationlighting.com

Elation Professional B.V. | Junostraat 2 | 6468 EW Kerkrade, The Netherlands  
+31 45 546 85 66 | +31 45 546 85 96 fax | www.elationlighting.eu | info@elationlighting.eu



# REBEL PROFILE



Compact 500W IP65 Framing Profile Fixture

## DIMENSIONS

